
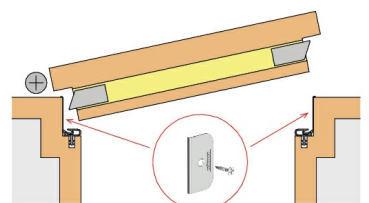
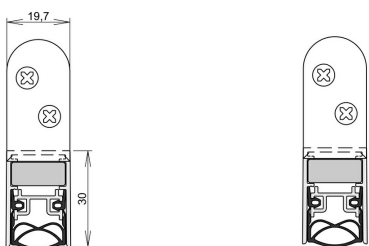


Schall-Ex Ultra WS

Product images



Cross section drawing



Details

<i>Article number</i>	1-290
<i>Product description</i>	<ul style="list-style-type: none"> ↪ SCHALL-EX® ULTRA WS ↪ Actuation on the hinge side with automatic height and level adjustment ↪ Lock-side actuation, Minimal pressure required for actuation ↪ Self-adjusting with overload protection ↪ Tested in accordance with EN 1670 ↪ For fitting: in the groove ↪ Actuator: Hinge side and lock side
<i>Function</i>	hinged door hinged gate
<i>Door leaf material</i>	Wood Metal

Technical data

<i>Maximum length (mm)</i>	1500
<i>Minimum length (mm)</i>	708
<i>Standard lengths (mm)</i>	708 , 833 , 958 , 1083 , 1208
<i>Reducibility</i>	125
<i>Groove width x height (mm)</i>	20 x 30
<i>Actuation</i>	Double actuation
<i>Maximum travel (mm)</i>	12
<i>Surface finish</i>	silber elox (C-0)
<i>Maintenance free</i>	Yes

Installation

<i>Mounting type</i>	In-groove
<i>Accessories</i>	art. no. 5600

